



---

---

---

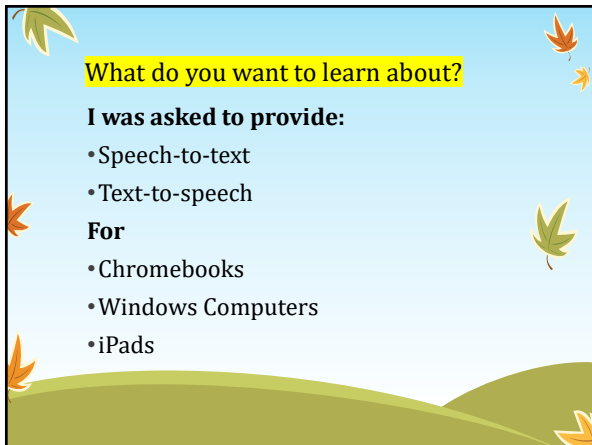
---

---

---

---

---



---

---

---

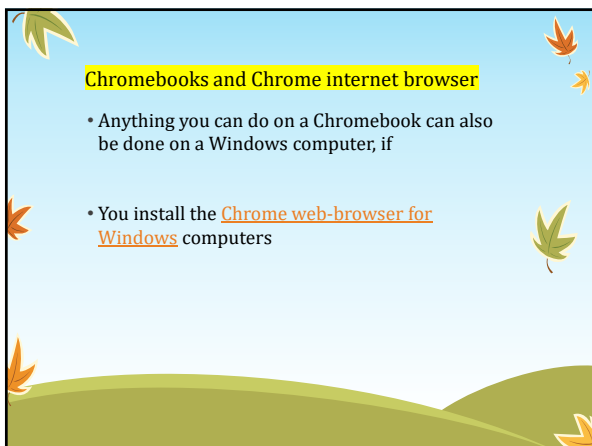
---

---

---

---

---



---

---

---

---

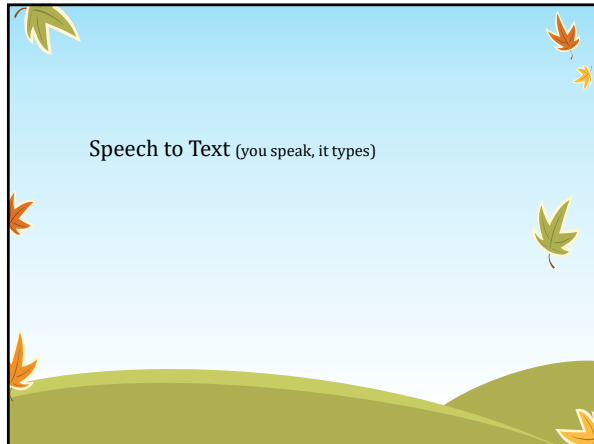
---

---

---

---

Speech to Text (you speak, it types)



---

---

---

---

---

---

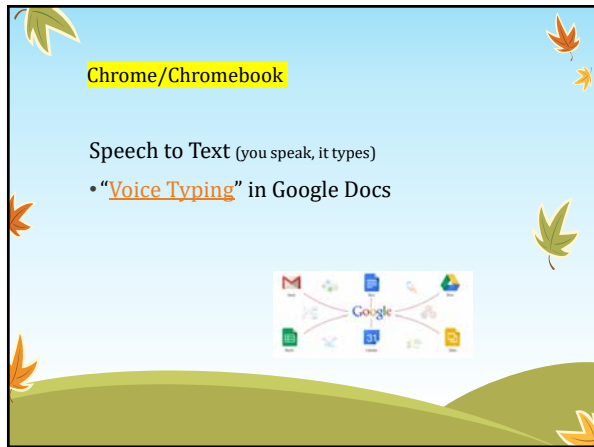

---

---

**Chrome/Chromebook**

Speech to Text (you speak, it types)

- “[Voice Typing](#)” in Google Docs



---

---

---

---

---

---

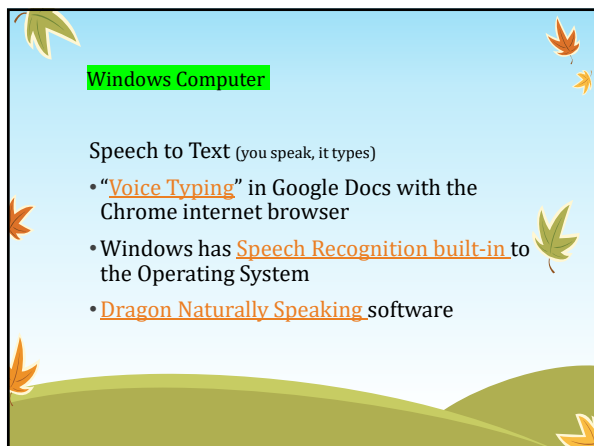
---

---

**Windows Computer**

Speech to Text (you speak, it types)

- “[Voice Typing](#)” in Google Docs with the Chrome internet browser
- Windows has [Speech Recognition built-in](#) to the Operating System
- [Dragon Naturally Speaking](#) software



---

---

---

---

---

---

---

---

**iPad**

Speech to Text (you speak, it types)

- **Built-in** to the device if it is an iPad 3 or newer
- If it is an original iPad or an iPad 2, use the App, [Dragon Dictation](#)
- Use a headset with a Mic (like the headset that comes with iPhones) for better speech recognition accuracy.

---

---

---

---

---

---

---

---

Text to Speech (it reads aloud text)

---

---

---

---

---

---

---

---

**Chrome/Chromebook**

Text to Speech (it reads aloud text)

- [“Read and Write for Google Docs”](#) will provide text to speech for free. If you want additional features you have to pay.
- You can also use Read and Write for reading aloud webpages.

---

---

---

---

---

---

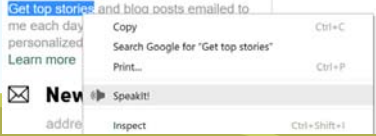
---

---

**Chrome/Chromebook**

Text to Speech (it reads aloud text)

- “[SpeakIt!](#)” Is a simple tool for reading aloud text. To use,; Highlight text, right click, select SpeakIt!



The screenshot shows a right-click context menu over a text area. The menu items include 'Copy' (Ctrl+C), 'Search Google for "Get top stories"', 'Print...' (Ctrl+P), 'SpeakIt!', and 'Inspect' (Ctrl+Shift+I). The 'SpeakIt!' option is highlighted in grey.

---

---

---

---

---

---

---

---

**Windows Computer**

Text to Speech (it reads aloud text)

- “[Read and Write for Google Docs](#)” will provide text to speech for free if you’re using the Chrome web browser for windows.
- “[FreeNaturalReader](#)” software
- “[Narrator](#)” is built-in to Windows operating system

---

---

---

---

---

---

---

---

**iPad**

Text to Speech (it reads aloud text)

- “[Speak Selection](#)” is a feature built into the iPads operating system
- Many Apps exist for reading aloud text, like [iWordQ](#), [Voice Dream Reader](#), [Read2Go](#) (for Bookshare books only)

---

---

---

---

---

---

---

---

**Other Useful iPad Apps**

Read aloud printed worksheets

- **KNFB Reader**, or **Prizmo**, or **ClaroPen**, Take a picture of a worksheet and have it read aloud with the iPad
- **GoWorksheet Maker**, or **ClaroPDF** take a picture of a worksheet, and let the student have the worksheet read aloud to them as they enter their responses directly onto the page

---

---

---

---

---

---

---

---

**Other Chrome/Chromebook tools**

Word-prediction (type a letter, it predicts a whole word)

- **ClaroSpeak** will do word-prediction and includes several other assistive features.

---

---

---

---

---

---

---

---

**Chromebook with Switches/Keyboards/Mice**

Must be plug and play to work



<http://cs.unc.edu/~gb/Accessible-YouTube/>

<http://tarheelreader.org/>

---

---

---


---

---

---

---

---



---

---

---

---

---

---

---

---



---

---

---

---

---

---

---

---